



Returning to School.

All information is sourced from HSE, Department of Education Guidelines and the JTBCS response plan.





We are here to keep you safe and well, in
return we need you to keep us safe and
well.




Presentation overview

1. Signs and symptoms
2. Hand Hygiene
3. Respiratory Hygiene
4. Physical distancing
5. Face covering and masks
6. The new classroom environment
7. New rules and regulations in school



Signs and symptoms



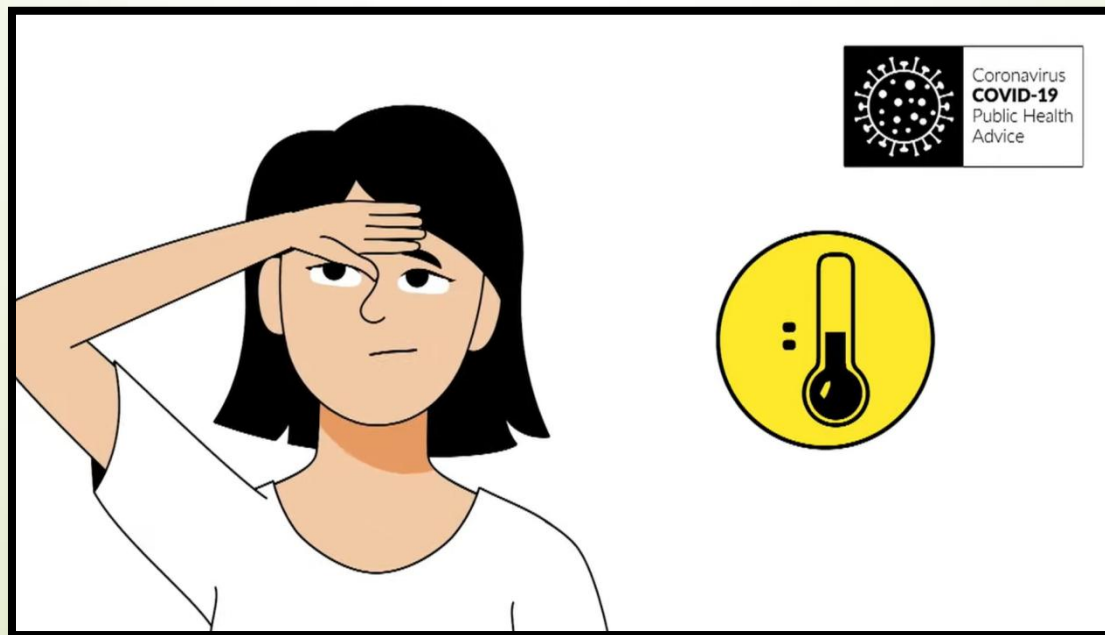
***Do not come to school if you have one of the following symptoms. Make sure to contact your GP and follow HSE guidelines on self isolating*.**

- ✓ High temperature/ Fever 38 degrees and above
- ✓ Cough
- ✓ Shortness of breath or breathing difficulties
- ✓ Loss of smell, taste or distortion of taste

Signs and Symptoms in school.

- ✓ If you develop any of the symptoms in school you need to notify your class teacher immediately.

<https://www.youtube.com/watch?v=nPfiM42MRzc>



Hand Hygiene



- ➡ <https://www.youtube.com/watch?v=lsgLivAD2FE>
- ➡ All handwashing will take place in each year groups designated toilets. Only 2 people max allowed in the toilet at one time.
- ➡ Please adhere to social distancing while waiting outside.
- ➡ There is tape provided for this.





Wet hands with water and apply enough soap to cover all surfaces of the hands.



Rinse hands thoroughly with running water.

Protect yourself and others from getting sick

Wash your hands

- after coughing or sneezing
- when caring for the sick
- before and after you prepare food
- before eating
- after toilet use
- when hands are visibly dirty
- after touching cuts, blisters or any open sores
- you can use alcohol hand rub, if hands are not visibly dirty



www.hse.ie/handhygiene





Coronavirus **COVID-19**



Coronavirus
COVID-19
Public Health
Advice

How to use hand sanitiser

- > Rub hands for hygiene
- > Remember washing with soap and water is still best
(and essential if your hands are visibly dirty)



1. Apply
a squirt of sanitiser



2. Rub
your hands palm
to palm



3. Rub
between your fingers



4. Rub
the back of each hand



5. Clean
each thumb



6. Rub
your fingertips in
your palm



7. Once
dry, you're done!

Remember, hand hygiene helps
prevent COVID-19 spreading.

#holdfirm

Ireland's public health advice is guided by WHO and ECDC advice



Rialtas na hÉireann
Government of Ireland

Hand sanitisers

- ▶ How to hand sanitize properly:

<https://www.youtube.com/watch?v=ZnSjFr6J9HI>

- ▶ KEEP HAND SANITISER IN YOUR POCKET OR KEYRING AT ALL TIMES.
- ▶ Hand sanitisers should only be used for the purpose intended. Any student caught using hand sanitisers in an inappropriate manner will face a serious sanction in line with the code of behaviour

Hand Sanitisers continued.

Students should use hand sanitisers

- On arrival at school;
- On entry and exit to all classrooms
- Before eating or drinking;
- After using the toilet;
- After petting animals;
- After playing outdoors;
- When you cough or sneeze.
- When your hands are physically dirty

**Hand sanitisers should not be used if ones hands are visibly dirty.
PLEASE WASH YOUR HANDS.**



Respiratory Hygiene




Respiratory Hygiene



Physical distancing





1. Increasing the separation

- All students should maintain a minimum of 1 m distance and where possible 2m on the Corridors, outside and exit/entry to school.
- Avoid close contact at all times which includes hugging and shaking hands.

2. Decreasing the interaction

- Teachers are moving between classrooms
- When moving between classrooms there should be no interaction on arrival, departure, in corridors and other shared areas.

Face covering and masks



How to safely wear a face covering/Mask

- <https://www.youtube.com/watch?v=OBR0udolaiY>
- MASKS MUST BE WORN AT ALL TIMES
- Masks must be double layered and medically approved.
- Masks are not to be worn as a fashion accessory!
- Speak to your teacher during the day if you have any concerns around your mask.
- If you are wearing a fabric mask it has to be washed every night at 65 degrees if using it again the following day. A clean mask must be worn every day.



Face coverings / Masks

➡ Do:

- clean your hands properly before you put it on
- practise using it so you are comfortable putting it on
- make sure it is made from a fabric you are comfortable wearing
- cover your mouth and nose with it - make sure there are no gaps
- tie it securely
- carry unused masks in a sealable clean waterproof bag (for example, a ziplock bag)
- carry a second similar type bag to put used masks in

➡ Don't:

- touch a mask or face covering while wearing it - if you do, clean your hands properly
- use a damp or wet medical mask or reuse a medical mask
- share masks

**Don't touch the
T-Zone!**

**Never put your
fingers in your**




eyes,

nose,

**or
mouth.**



The new classroom environment



- 
- Students go straight to their classroom immediately on arrival to school.
 - See video for entry points for each year group:
<https://www.youtube.com/watch?v=-4K6y5NOrW0>
 - New table set up in accordance with government guidelines.
 - Windows will be open for air circulation.

Students must:

1. Hand sanitise on entry.
2. Clean down table with materials provided.
3. Hand sanitise
4. Sit in your assigned seat.
5. When class is nearly complete, you must clean table and seat when leaving using the spray/wipes provided in the classroom.
6. Hand sanitise on exit.

New rules and regulations in school



- 
- 
- Students may not share any items for example pens, rulers, calculators books, water bottles etc.
 - Toilet breaks: No toilet breaks during class. You can use the toilet before school and at any break and lunch times unless of a serious medical condition that must be discussed with Mrs Rafferty.
 - Toilet sinks and urinals have been sectioned off to allow for social distancing when washing hands.
 - Students have specific toilets to use. Toilets are in each year group Pod.
 - Under no circumstances can students be talking in clusters and small groups anywhere in the school(due to 2 metres of Social distancing).
 - Any student caught spitting or coughing at any member of the school community will face a serious sanction, in line with the schools code of behaviour.
 - If you have travelled from a country not on the green list you must self isolate for a period of 2 weeks and must NOT come to school.



New Rules and Regulations continued

- There is a new one way system in place within the school.
- Arrows will be on the ground so walk on the right hand side of corridors, stairs at all times.
- Up the main steps in the middle of the school and down the 2 sets of side steps in the main building.
- Each year group must follow their designated entry and exit points at all times to allow students to move in one direction while remaining 2metres apart. (See signage throughout school).
- No water dispensers are allowed to be used in the school so make sure to bring enough water with you for lunch and throughout the day.
- All of your own rubbish from lunches etc. must be taken home with you.



**Presentation
Finished.**

Any questions?